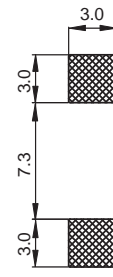
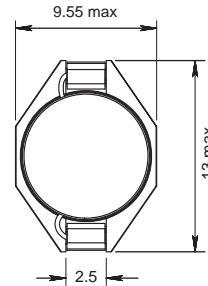
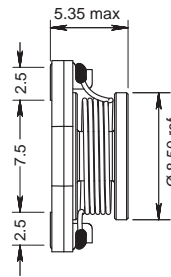
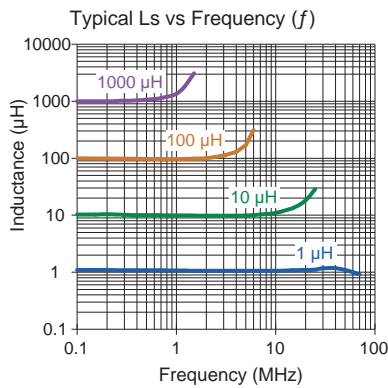


PISM



Recommended Layout for solder pads



Part No	Inductance L (µH)	f _L (MHz)	Tol ± (%)	SRF min (MHz)	DCR max (Ω)	Rated DC Current (A)	
						I _{sat}	I _{ΔT = 40°C}
PISM-1R0M-04	1.0	0.1	20	115	0.008	10	6.9
PISM-1R5M-04	1.5	0.1	20	90	0.009	9	6.5
PISM-2R2M-04	2.2	0.1	20	80	0.010	8	6.2
PISM-3R3M-04	3.3	0.1	20	58	0.014	7	5.5
PISM-4R7M-04	4.7	0.1	20	49	0.017	6	4.9
PISM-6R8M-04	6.8	0.1	20	39	0.022	5.1	4.4
PISM-100M-04	10	0.1	20	28	0.036	4.2	3.9
PISM-150M-04	15	0.1	20	22	0.050	3.2	3.2
PISM-220M-04	22	0.1	20	17	0.060	2.7	2.7
PISM-330M-04	33	0.1	20	13	0.100	2.1	2.1
PISM-470M-04	47	0.1	20	10	0.140	1.7	1.7
PISM-680M-04	68	0.1	20	8.5	0.190	1.5	1.5
PISM-101M-04	100	0.1	20	7.0	0.280	1.2	1.2
PISM-151M-04	150	0.1	20	5.3	0.420	1.0	1.0
PISM-221M-04	220	0.1	20	4.1	0.600	0.85	0.85
PISM-331M-04	330	0.1	20	3.2	0.900	0.65	0.65
PISM-471M-04	470	0.1	20	2.8	1.250	0.55	0.55
PISM-681M-04	680	0.1	20	2.3	2.00	0.45	0.45
PISM-102M-04	1000	0.1	20	1.7	2.70	0.35	0.35
PISM-222M-04	2200	0.1	20	1.4	7.00	0.25	0.22

Core Material : Ferrite
Base Material : Plastic

Revision date : 06 Sep 2018

SPQ : Taped / Reel 750 [-04]

Remarks :

I_{sat} & I_{ΔT} - see description in Inductors Technical Data.

Terminal clip with lead-free tinned surface for SMT-Reflow soldering.

Mouser Electronics

Authorized Distributor

Click to View Pricing, Inventory, Delivery & Lifecycle Information:

Fastron:

[PISM-100M-04](#) [PISM-101M-04](#) [PISM-102M-04](#) [PISM-150M-04](#) [PISM-151M-04](#) [PISM-1R0M-04](#) [PISM-1R5M-04](#)
[PISM-220M-04](#) [PISM-221M-04](#) [PISM-2R2M-04](#) [PISM-330M-04](#) [PISM-331M-04](#) [PISM-3R3M-04](#) [PISM-471M-04](#)
[PISM-4R7M-04](#) [PISM-680M-04](#) [PISM-681M-04](#) [PISM-6R8M-04](#) [PISM-470M-04](#) [PISM-222M-04](#)